图纸名称：滤镜支架说明书(英文)
物料编号：NDH100-82-PE010
材质：100g双胶/哑膜
展开尺寸：216x210mm
成型尺寸：72x105mm

SIRUI
Professional Photographic Equipment

INSTRUCTIONS

Filter Holder

Know the Product

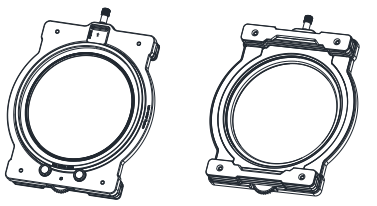

Specifications are subject to change without notice.

Install the CPL Filter onto the Attachment Ring

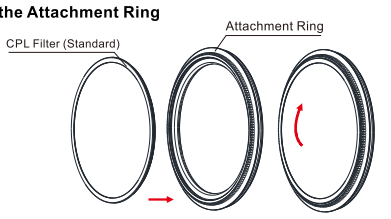

1. Slightly press and hold the Profiled Part of the Attachment Ring, turn the CPL Filter clockwise to attach it to the Lens Attachment Ring.
(Note: If CPL filter is not used, please ignore this step.)

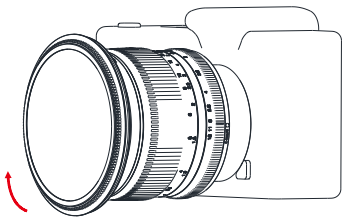

2. Attach the Lens Attachment Ring onto the Lens by turning clockwise.

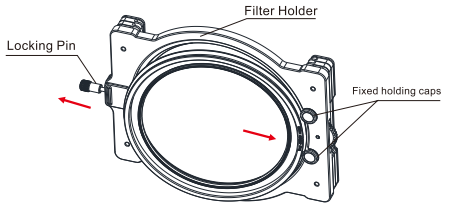

3. As shown in the figure, pull the Locking Pin on the Filter Holder. Align the Lens Attachment Ring under the Holding Caps side of the Filter Holder first and then lock the Filter Holder onto the Lens Attachment Ring by releasing the Locking Knob.
(Note: Please confirm the installation of the Filter Holder is completed by turning it back and forth to confirm attachment.)

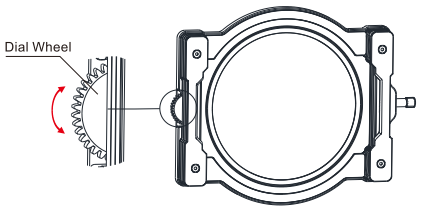

4. Adjust the CPL Filter by turning the Dail Wheel.

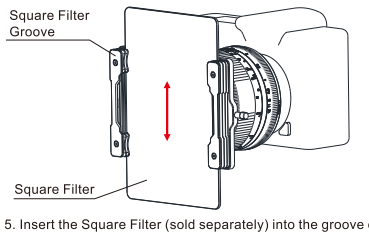

5. Insert the Square Filter (sold separately) into the groove of the Filter Holder.
Notes: a. When one filter is used, insert this piece into the groove closest to the lens.
b. After the filter is inserted into the groove, move it up and down to confirm it's tightly installed.
c. If the filter installed is still loose, tighten the screws on the groove.

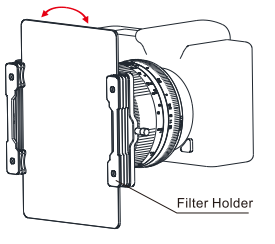

6. Adjust the Square Filter to the desired position by turning the Filter Holder.

Assembling and Disassembling of the Square Filter Inserting Grooves

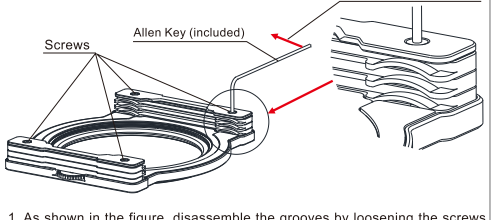

1. As shown in the figure, disassemble the grooves by loosening the screws on top of the grooves with the included Allen Key by turning counterclockwise.

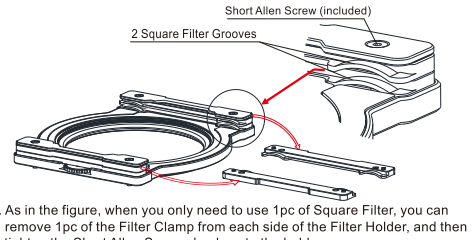

2. As in the figure, when you only need to use 1pc of Square Filter, you can remove 1pc of the Filter Clamp from each side of the Filter Holder, and then tighten the Short Allen Screws back on to the holder.
Notes: a. If vignetting occurs, reduce the number of filter slots.
b. After the screws are installed, move the Square Filter up and down to confirmed it's tight. If the filter is still loose, tight the screws again to make sure the Square Filter is securely attached.

Product Specifications	
Main Material	Aluminum
Function	can hold 3 Square Filters (sold separately) and 1 Round CPL Filter (included) at the same time
Lens Diameter Applicable	67mm,72mm,77mm,82mm
Lens Focal Length Applicable (without Adapter Ring)	Wideangle Lenses with Focal Length wider than 16mm
Square Filter Applicable	100x100mm or 100x150mm with 2mm thickness
Filter Holder Kit includes	Filter Holder Body (100mm) x 1pc, 67-82mm Adapter Ring x 1pc, 72-82mm Adapter Ring x 1pc, 77-82mm Adapter Ring x 1pc, Round CPL Filter x 1pc, Allen Key x 1pc and Short Allen Screws x 4pcs, Padded Portable Bag x 1pc.
Weight (without CPL)	98g/0.216lb

SIRUI

Guangdong SIRUI Optical Co.,Ltd.
Address: The Third Industrial District, Wuguishan Town, Zhongshan City, Guangdong, China
P.C: 528458
Tel: 0086-760-88897373
Fax: 0086-760-88207062
Service Hotline: 0086-400-8302299
E-mail: info@sirui-photo.com
http://www.sirui.com

折叠方法：

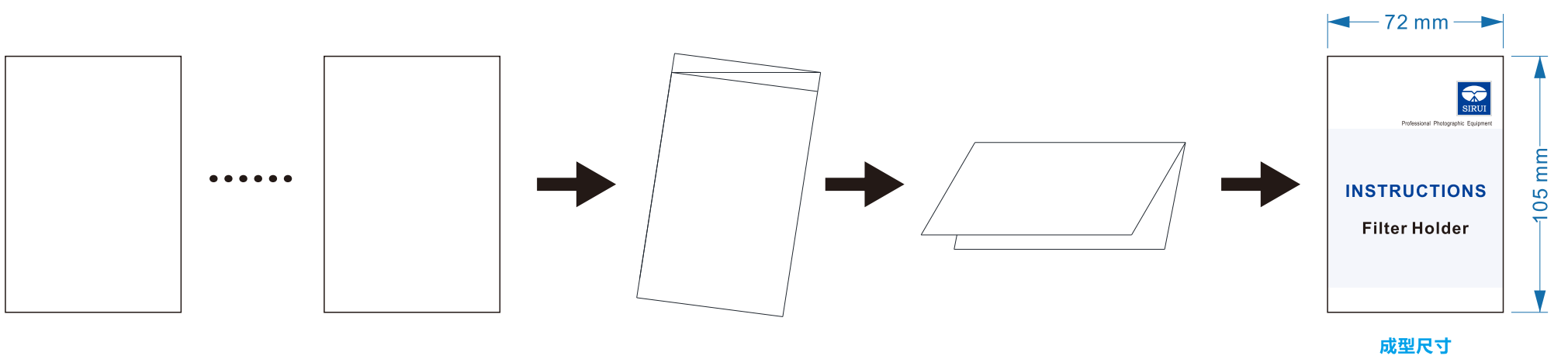

制图：彭少章　　审核：　　批准：